

EVENT MANAGEMENT

Miti Shah¹, Vedangi Shewale², Mahima Sukal³, Sushmita Yadav⁴

^{1,2,3,4}Student, Dept. of Computer Engineering, Thakur polytechnic, Maharashtra, India

Abstract - Event management is a strong and fast-growing profession with a rather low level of standardization. Often, we take event management as a part of project management, but we have to consider that event management has very specific concepts and issues which needs further developed methods and tools. In order to overcome the problems of record maintenance, delay of events, miscommunication between clients and manager, we have developed an event management software which would help the manager to organize as well as supervise the events. The system allows the registered user to login and new user are allowed to register on the application. The system helps in the organizing of events, users and the aspects related to them. This proposed to be a web application. The project provides the basic functionality required for an event type e.g. [party, wedding, commercial, etc.], the system then allows the user to select their requirements. All the data is logged in the database. The data is then sent to the administrator and they may interact with the client as per his requirement and also with the vendors.

Keywords: Customer; Events; category; management; PHP; MySQL; login; details.

1. INTRODUCTION

The "Event Management" web application has been developed to overcome the problem occurring while practicing manual system. This software is supported to remove and, in some cases, reduce the obstacles faced by the existing software. This system is designed for the need of clients so that they can carry out their events in a smooth and effective manner. This application reduces as much as possible errors while entering the data. It also displays error messages if any invalid data is entered in any field. Software proves to be user friendly as the user does not require any special knowledge about it. This web application helps for managing various tasks and planning for the customer, location, and more. This technology 'Smart Web access' helps us to reduce the distance between customer and management team w. Event management is the application of project management to the creation and development of large-scale as well as small-scale events such as different parties, different ceremonies of the wedding and also various commercial events. The process of planning and coordinating the event is usually referred to as event planning and which can include

budgeting, scheduling, site selection, acquiring necessary permits, arranging for speakers or entertainers, arranging decor, catering, coordinating with third party vendors, and emergency plans.

2. LITERATURE SURVEY

We have studied various papers related to the event management system.

M. Mahalakshmi [1] had a central idea to maintain the College Event information and also to organize the event and send the Student Registration time in the way of sums with a verification code sent to the student using a mobile application on Android App. The tools contain Android SDK development, Java.

Assistant Prof. Khalil Pinjari [2] had introduced a system which will be computerized as well and has been developed using advanced language. It was a given web application. Now a day's, the events taking place such as festivals, wedding, birthdays, etc. have become an important part of life which has eventually resulted in event organisers and Management Company to rise well. With the rate of customers, as well as events, increasing, it is quite difficult to manage using traditional systems of spreadsheets, traditional database. In the view and aim to overcome the drawbacks of the traditional Event Managing System, a new Smart Event Management System has been proposed which implements the modern technology of .Net Framework for managing different tasks and plans for employees, customer, location, transport and many more.

2.1 EXISTING SYSTEM

In the current scenario, the existing system has many flaws which make it inefficient to carry on with it. Event management work of the referred company is done manually. It becomes difficult maintaining all details of events, customers and the services. The execution of the event sometimes delays due to some unmanageable obstruction in planning. As far as quality is concerned it is ok and not satisfying but not as good when handled using a computerized system. Now the drawbacks of the existing system can be stated in terms as follows:

- It is time consuming as the system is handled manually.
- Assurance of data security is not given.

- In long run, it is difficult to maintain records.
- Manpower requirement is huge.
- It is hectic to handle the huge transaction.

3. PROPOSED SYSTEM

The proposed system is computerized and has been developed using PHP, HTML, CSS, therefore it gives more facilities than the present system. It provides quick access to any data that is stored in the database. In this system, the user has to enter the data only once and then it will get stored in the database which gets linked with all files. This reduces the workload of the user and it is also a time saving process. The information about any event can be retrieved easily whenever required. The system maintains all records easy. The proposed system consists of different packages (in terms of cost range) for each category of events. The package contains all the facility such as décor, entertainment, catering etc. as per the range of the package.

4. PROCESS FLOW

As the user enters the website, on top the logo of the website is displayed. A tab is displayed for contact (calling) option where the user can get the official contact number of the website holder. Various options are displayed on the top like home, categories select list option, login, and register. Also, the links to the social media pages like Instagram, Facebook, twitter, LinkedIn is added. For the convenience of selection, options are also displayed at the end of the pages which are already present on the starting head of the website so that the user would not always need to go to the top of the page for its selection. A home page is displayed on the screen containing slideshow scroll where various events screen are slide on the slide portion of the screen with each event having an attractive image and information. The scroll has 3 categories to view that are parties, weddings, and commercial. Even after the sliders, the options for event selection of all the three categories are shown in a cross-grid layout.

The “detail” option is shown on the given event options, where the user can get into more details related to the events by just a click over it. On clicking it, event detailed description will be displayed on the screen. For the main event category, the subcategories of choosing the type of category event will be displayed. After clicking on the subcategorized events, the user gets into more inner choosing options. Again, on the inner subcategories that are selecting the appropriate package among the different event package, the user can click onto a ‘view details’ click option which will be available for selecting when he slides the cursor to that category box available. Only the registered user will be able to view the details

of this now. If the user is registered, it takes him to view further details else it needs to register first to get into further detailing. Login can be done by the home page itself. After getting the registered user, the package can be then closely viewed for details of its booking that is by entering the date of the proposed booking event in ‘dd/mm/yyyy’ format and timing of the event that will be booked. Below that the description of the event will be shown in further detail that is the minutes of the events providence. Also, the payment method is mentioned down for the payment option available to be seen on the screen. After the description of the events, the ‘add to cart’ button is available, on clicking that the package will be added to the payment cart of the customer. The cart contains the details of the event that is selected with the package name, description, pricing, and its total cost. The cart total option is also displayed where the total of the events with any shipping charges (if applicable) are mentioned. The last button is used to checkout and is sent to the admin’s database as well as saved to the user’s cart

For example: If the user clicks on the category party (that is on detail tab) the user is entered to the inner page consisting of 4 options ‘all’, ‘birthday’, ‘house warmings’, ‘farewell’. After clicking on ‘all’ option, the inner categories with its pricing is displayed. If the user clicks on the other available option that is ‘birthday’, ‘house warming’ or farewell, the user has to then select amongst the multiple available packages available, a suitable package with the price range already being displayed on the screen. On getting the cursor over the package, click on ‘view details will take the registered user to get into further more detail. If the user is registered it is granted access to view the inner information of the event details. If an unregistered user clicks on the ‘view detail’ option, it gets a small window pop up “You must login first”. On clicking on “ok” the user needs to go the home page for getting himself/herself registered. The registered user is then taken to booking page of the event package. The package name is displayed with the image of the event also the pricing of the event is displayed on the screen. The user needs to further enter the date of the event that is going to be held in ‘dd/mm/yyyy’ format also the timing of the event is to be entered that is to be set for that mentioned date of the event. Under, this after entering the details as asked, a detailed description of the event is mentioned that is- decoration and its rates, catering rates, hall rates, entertainment rates, and the theme rates are shown for detail. The payments option is then seen after the description. Right now, there is just one option available that is ‘cash on delivery’ (COD) but further, it can be added with other payment methods.

There is “add to cart” option on which when clicked brings the customer to the next page for its finalization.

It contains different columns which are, 'Event'-contains the name of the event package with its image, 'Description'- containing the specification of the event contents that is decorations, etc with its prices, 'prices'- total price amount of that event, 'Total'- the final grand total of all the events selected (difference seen when multiple events are selected). The 'clear cart' button clears all the events present in the cart.

The 'cart total' displays the total price produced after the addition of any shipping charges. The last option available at its box end is the 'proceed to checkout' button which when clicked shows a pop up of the terms and condition required for booking the event. After clicking 'ok' of the terms and condition the request for the party is received by the admin who on the sanction of the events send a confirmation mail to the customer (confirmation of the event is done by min 50% delivery of COD). After getting the order placed, the customers brought back to the homepage. The same procedure goes out with all the categories shown like weddings and commercials.

The user is brought to the login page either manually by selecting on the 'login' option or explicitly if he/she wants to view any details of the package. The login page consists of email id and password of the user. By clicking on 'sign in' button, only the previously registered users will get the access else the attempt will be seen failing. Under 'sign in' there are two options available- 'click to register' and 'admin login'. By clicking on 'click to register', the non-registered users can enrol themselves by entering the name, email id, mobile number, city, gender, password and confirm password details and then clicking on the 'sign in' button. By clicking on 'admin login' by entering the password, the admin can, therefore, log in for handling administrative constructors of the website.

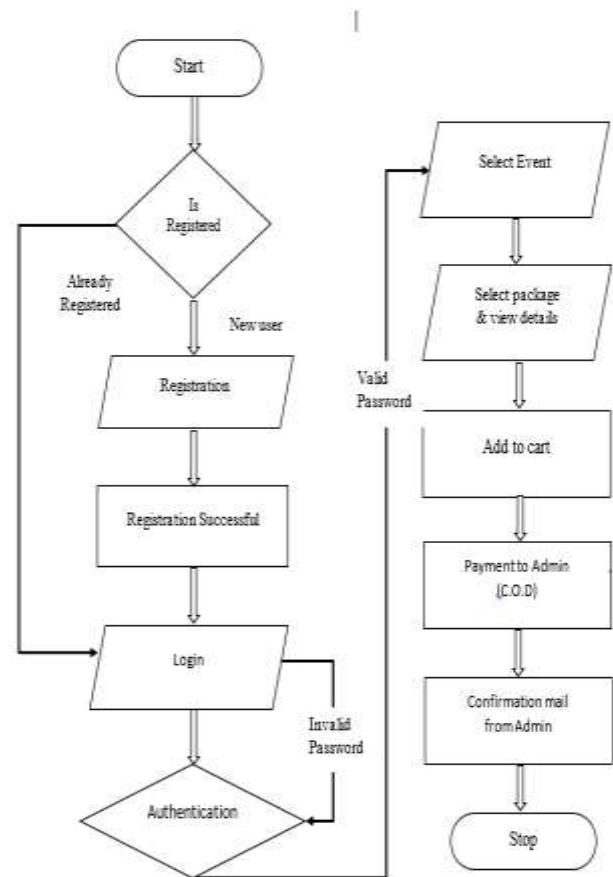


Fig -1: User Flow Chart

5. SYSTEM ARCHITECTURE

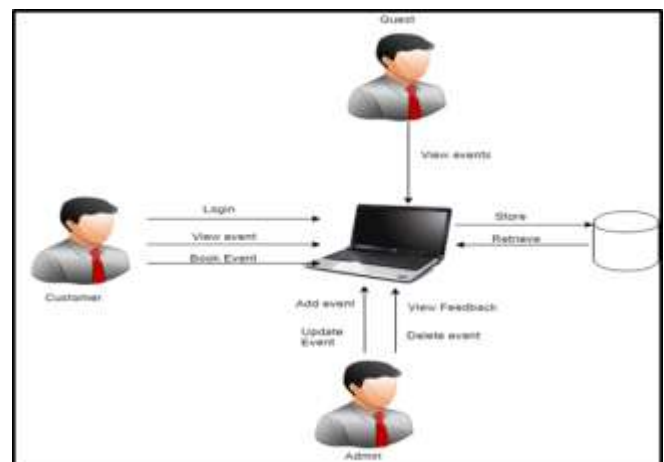


Fig- 2: System Architecture

5. Modules

In the Event Management System, there are three modules.

5.1 ADMINISTRATOR

- Manage Users: The record of the users is kept for record keeping and analysis.
- Manage Category of Event: Updates or changes related to any event are specified and details about the event and its management for the user need and information.
- Manage Event Packages: Packages cost, style, and behavior can be updated according to the ongoing market analysis and business principles.
- View Event Booking requests from a customer: The request is directly posted from user end to the administrator and the details about the booking (i.e. event day details)
- View Feedback given by customers: The feedback submitted from the customer is taken into consideration and a related action can be thus taken.

5.2 CUSTOMER

- Manage Profile: The customer has to compulsory enter through the following ways- log in: The existing registered customers can enter the details to get into the system. Registration: The new customers have to register through the portal with their details filled to enter the system. Guest session: It provides short descriptive information for the events available and its dates available.
- View Event Categories: Categories for events are specified (i.e. birthday, weddings, etc). The details about the event provided by the organization and its requirements are mentioned with its clear explanation.
- View Event Packages: The cost of the events and the specified details and finalized dates are to be mentioned.
- View Services: Other services available for the events are also described.
- Book Events: Through booking the event the event is finalized and is left for the next work of the administrator.
- Give Feedback: Essential feedback and reviews can be given to administrator for the betterment of the events.

5.3 GUEST USER

- View Event Categories: The types of events available at the site can be viewed.

6. SCREEN SHOT

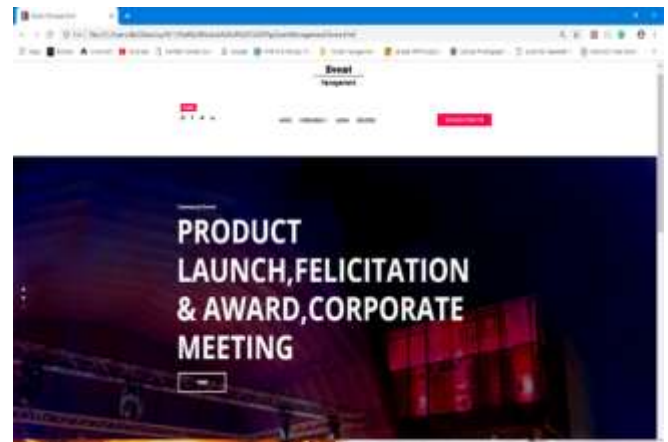


Fig -3: Home Page

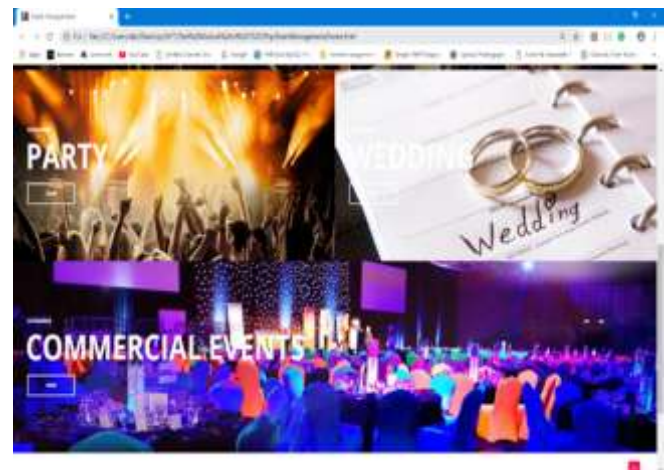


Fig -4: Category Page

7. ADVANTAGES

- This is an automated application where system directly fetches the desired result from the database without having any interaction from the administrator.
- It has a simple interface, easy to understand for the user.
- High level security is provided by SQL with the help of secure authentication.
- All transactions can be easily maintained.

8. CONCLUSION

Through this software, the respective events will be managed and automated to the entire database in the network. With this project, human effort will definitely reduce and user/customer and the administrator's task will become much easier. It becomes easy to work on

this software and it is efficient to use. Thus, by keeping in mind, the advantages and applications; we are developing an Event management software. This software will help the administrator as well as a customer a lot.

9. REFERENCES

[1] M.Mahalakshmi, S.Gomathi and, S.Krithika, "Event Management System", Volume 3(2), Mar - Apr 2016.

[2] Assistant Prof. Khalil Pinjari and Khan Nur, "Smart Event Management System", Department of Information Technology Theem College of Engineering Mumbai University, India.IJCST- Volume 4 Issue 2, Mar - Apr 2016

[3]<https://www.scribd.com/document/342098952/Synopsis-of-Event-Management-System>

[4]<https://www.freeprojectz.com/paid-projects/php-mysql/event-management-system>

[5]<https://www.freeprojectz.com/project-report/8537>

[6]http://www.academia.edu/4593395/Project_Report_On_Event_management

[7]<https://www.slideshare.net/mobile/DYogendraRao/event-management-system-24592836>

[8]<https://solutiondots.com/blog/event-management-system-comprehensive-solution-events-management/>